
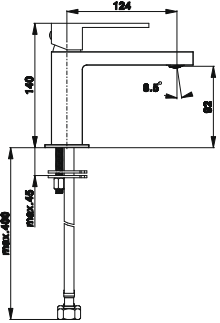
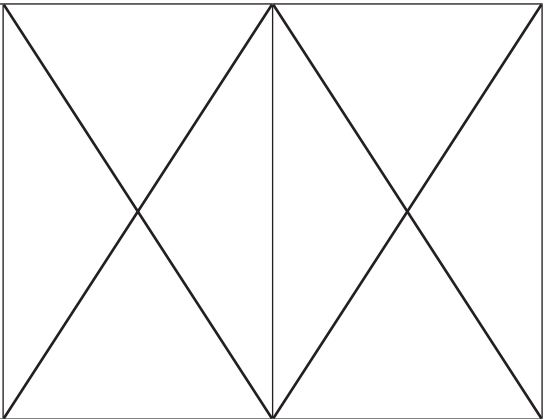

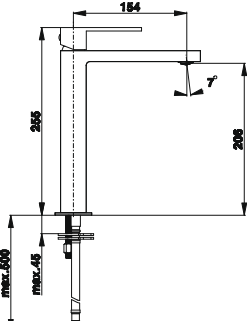
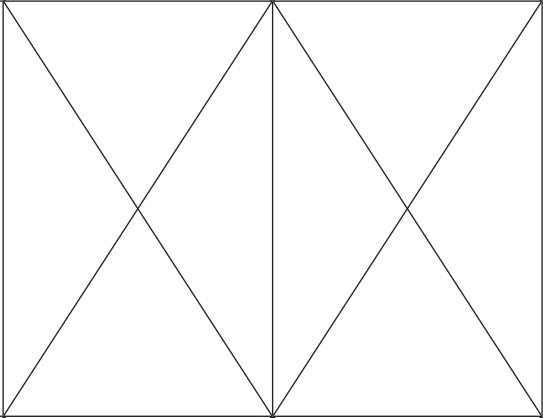

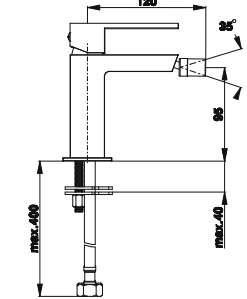
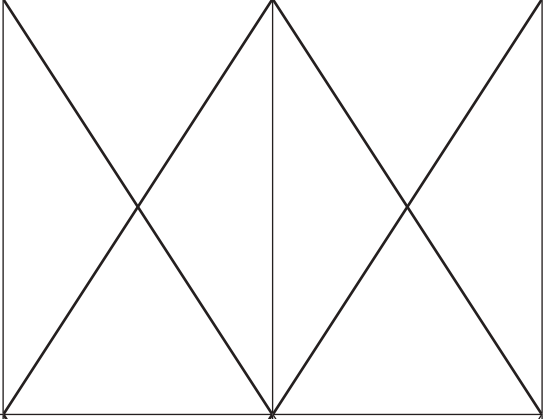


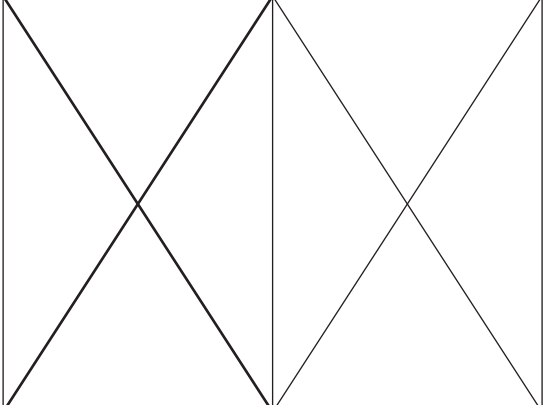
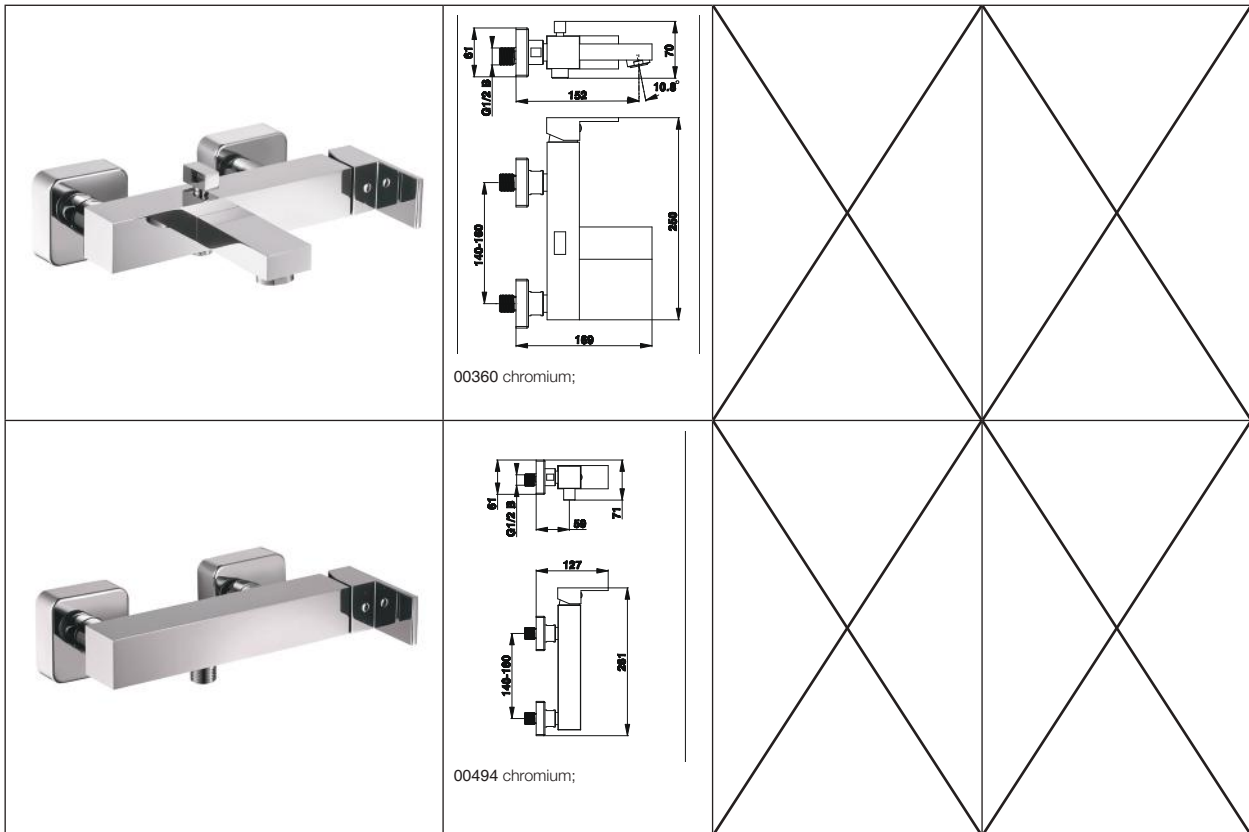


SQ Sanitary taps

	 <p>00057 chromium;</p>	
	 <p>00058 chromium;</p>	
	 <p>00595 chromium;</p>	
		



Built-in Material

Housing:	brass acc. to EN 1982, nickel-/chromium-plated
Cartridge:	EU ceramic cartridge, KTW
Handle:	Zamak 0410, chromium-plated
Connecting pipe:	2 pcs. flexible connecting pipe,
Mounting hole:	Ø 35 mm diameter

Specification

Recommended pressure range:	3 to 5 bar
Maximum pressure:	up to 8 bar
Recommended temperature range:	5 °C – 65 °C
Maximum temperature:	80°C
Flow at 3 bar operating pressure:	mixer battery for washing basin appr. 8 l/min

Mounting And Maintenance

Flush all water feeding tubes thoroughly before installation.

Connect the sanitary armature to the water supply outlets by means of flexible tubes. Unscrew the perlator obligatorily and connect the sanitary armature in the fully open position. Open the water valves slowly and move the armature handle to all positions. A longer lasting flushing of the armature is warmly recommended after mounting so as to remove possible impurities. Any repairs shall be performed by adequately skilled personnel only.

With operating pressures over 5 bar, a pressure reducing valve shall always be fitted to the water supply tube.

Certificates

Mixers acc. to EN applicable standards,
DVGW for components connecting pipes, aerators.