
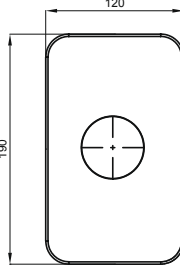
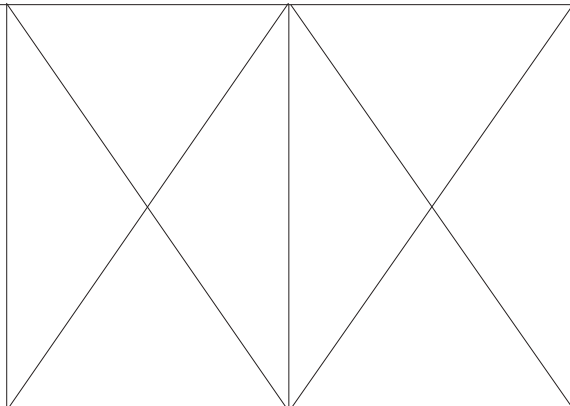

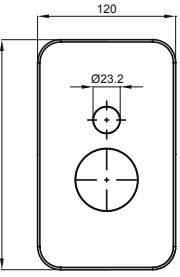
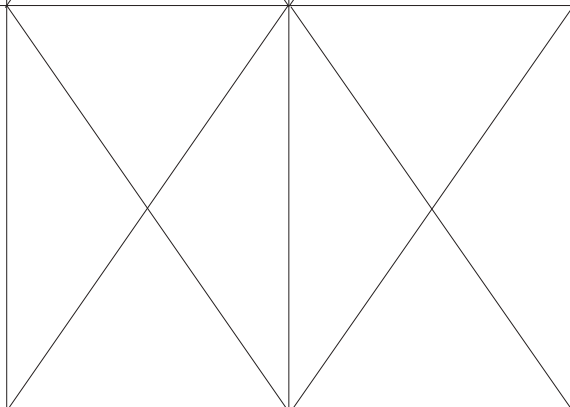

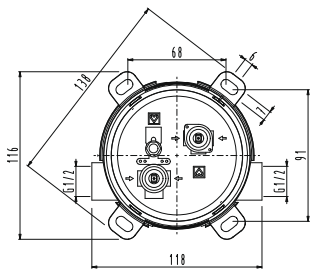
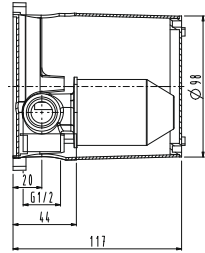

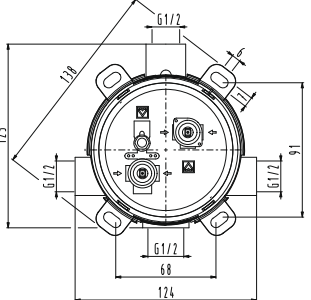
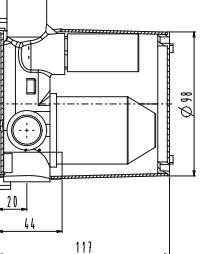





# Concealed shower mixer

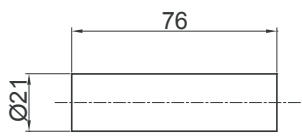
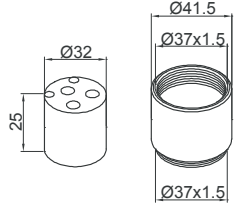
	<p>UH12251 chromium</p>	
	<p>UH12252 chromium</p>	
	<p>UH12259 chromium</p>	
	<p>UH12260 chromium</p>	

	 <p>UH12249 chromium</p>	
	 <p>UH12250 chromium</p>	
		 <p>UH00367; inlet 2 X 1/2", outlet 1 X 1/2", recessed armature fitted with mixer head 35 mm diameter</p>
		 <p>UH00368; inlet 2 X 1/2", outlet 1 X 1/2", 1 X 3/4" recessed armature fitted with mixer head 35 mm</p>

	<p>UH12101 chromium</p>		<p>UH12102, chromium, 108 mm</p>
	<p>UH12103 chromium, 200 mm, ABS</p>		<p>UH12104 chromium, 200 mm, brass</p>
	<p>UH12202 chromium</p>		<p>UH12201 chromium</p>
	<p>UH12211 chromium</p>		



	 <p>UH12208 chromium</p>		 <p>UH12209 chromium</p>
	 <p>UH12207 chromium; 420 mm</p>		 <p>UH12206 chromium, 108 mm</p>
			
			

	recessed turnover switch extension  UH12701 chromium, for Items Nos. UH00369 and UH00370
	25 mm built-in extension for recessed mixer battery  UH12703 chromium, for Items Nos. UH00369 and UH00370

Built-in Material

Housing: brass acc. to EN 1982, nickel-/chromium-plated  
 Cartridge: EU ceramic cartridge, KTW  
 Handle: Zamak 410, chromium-plated

Specification

Recommended pressure range: 3 to 5 bar  
 Maximum pressure: up to 8 bar  
 Minimum pressure: over 0.5 bar  
 Recommended temperature range: 5°C - 65°C  
 Maximum temperature: 80°C

Mounting And Maintenance

Flush all water feeding tubes thoroughly before installation.

Connect the sanitary armature to the water supply outlets by means of flexible tubes. Unscrew the pearlator obligatorily and connect the sanitary armature in the fully open position. Open the water valves slowly and move the armature handle to all positions. A longer lasting flushing of the armature is warmly recommended after mounting so as to remove possible impurities. Any repairs shall be performed by adequately skilled personnel only.

With operating pressures over 5 bar, a pressure reducing valve shall always be attached to the water supply tube.